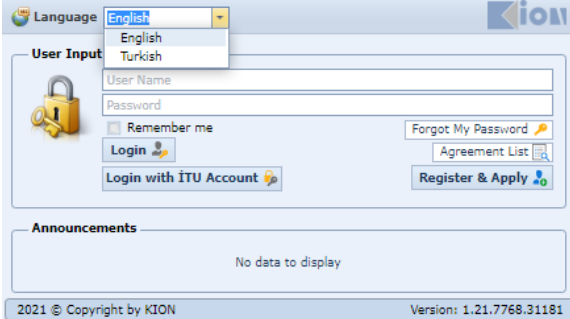


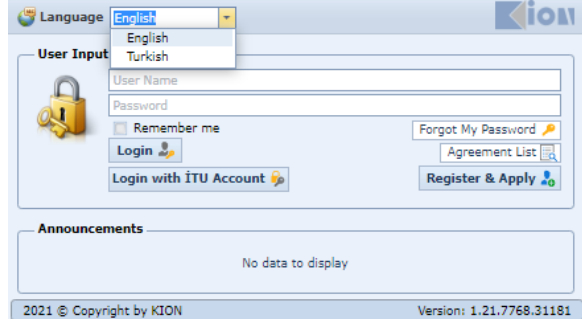
Erasmus Online Pre-Application

1.



Select the language part as English. Write your e-mail address in User Name part, create a password and click on Register&Apply.

2.



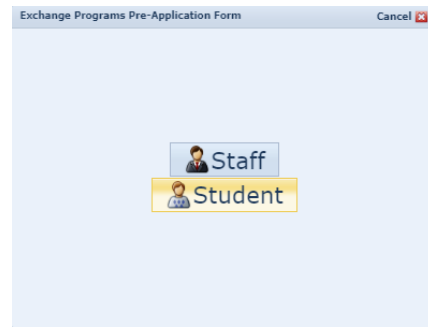
Fill out User Name and Password part according to the information you have created in the beginning and click on Login.

3.



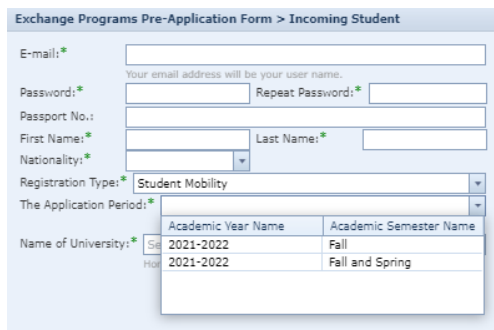
Click on Erasmus+ KA103.

4.



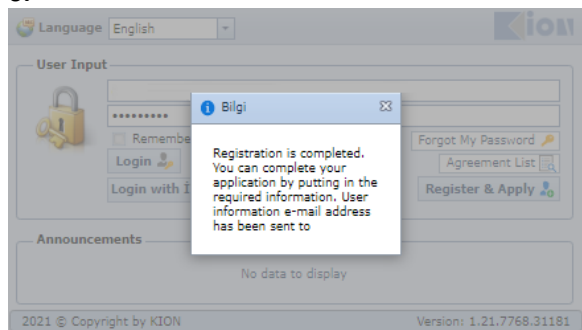
Click on Student.

5.



Fill out each parts carefully. Your registration Type is Student Mobility. Select your Mobility period at İTÜ according to your nomination information. Select the name of your home University. Click on Save.

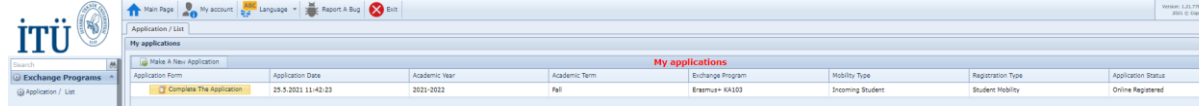
6.



Popup notification about your registration appears.

Online Application Form

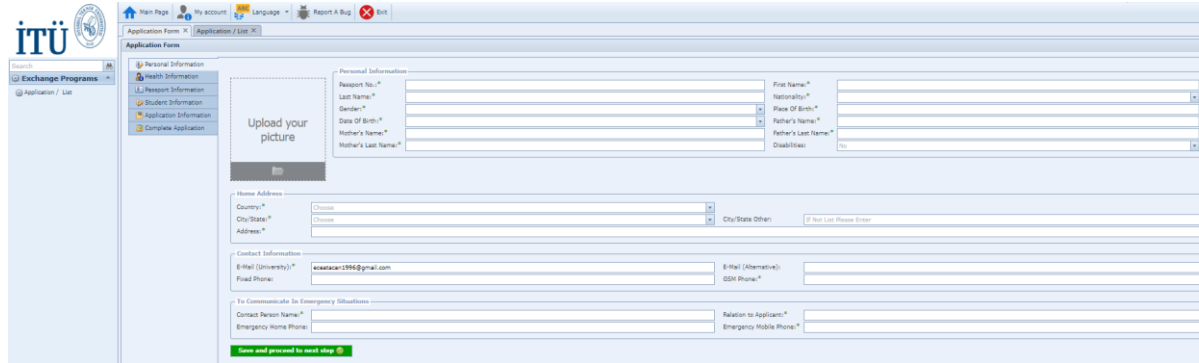
1. Click on Complete The Application.



Application Form	Application Date	Academic Year	Academic Term	Exchange Program	Hobiler Type	Registration Type	Application Status
Complete The Application	23.3.2021 11:42:23	2020-2022	Fall	Erasmus+ KA102	Incoming Student	Student Mobility	Online Registered

2. **Personal Information**

Upload your Digital ID Photo (frontal shot, white background). Fill out each necessary parts correctly. Please be careful about your contact information. We use the e-mail address you have written here. It is highly recommended to write your frequently used e-mail address. Click on Save and proceed to next step.



Personal Information

Upload your picture

First Name*
Last Name*
Nationality*
Place Of Birth*
Date Of Birth*
Mother's Name*
Father's Last Name*
Mother's Last Name*
Disabilities

Home Address
Country*
City/State*
Address*
City/State Other: (If Not List Please Enter)

Contact Information
E-Mail (University)*
E-Mail (Alternative)
E-Mail (Other)*
Fixed Phone*
Cell Phone*

In Case of an Emergency Situations
Contact Person Name*
Emergency Home Phone*
Relation to Applicant*
Emergency Mobile Phone*

[Save and proceed to next step](#)

3. **Health Information**

Fill out each necessary part and click on Save and proceed to next step.



Health Information

Allergies:
If you have allergies please indicate any substance or
Chronic Disease:
If you have any chronic disease please specify

Medications You Use:
Please specify if you are using the medication you have always

The Tetanus Shot Do You Have?*

Tetanus Vaccination Date:

Latest Health Centre/Hospital Visit Date:
For some reason the most recent health centre or a hospital visit enter your date

Spent On Operations:

Do you receive professional psychological support?

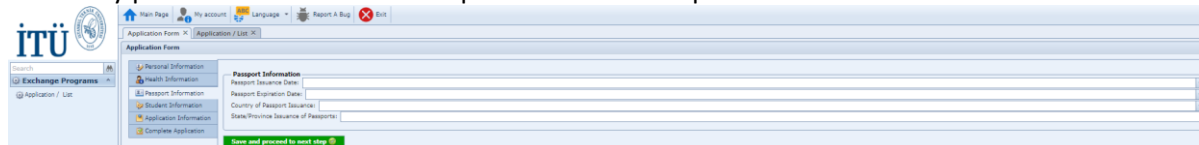
Which Do You Prefer To Use Your Hands?

I consent to receive first aid if necessary

[Save and proceed to next step](#)

4. **Passport Information**

Foreign visitors without residence permit may remain in Turkey maximum for 90 days prior to their departure. After 90 days, in order to stay in Turkey, foreign visitors are required to apply for residence permit. If you stay in Turkey more than 90 days, you have to apply for residence permit. For residence permit application, please note that only passport is accepted. Please fill each necessary parts and click on Save and proceed to next step.



Passport Information

Passport Insurance Date:
Passport Expiration Date:
Country of Passport Issuance:
State/Province Issuance of Passports:

[Save and proceed to next step](#)

5.

Student Information

Fill out each necessary parts. Be careful about “Name of Department and Program” and “Study Level” because your official registration will be done according to these information. Click on the Save and proceed to next level.

6.

Application Information

Check out your application information. If everything is alright, click on Save and proceed to next step.

7.

Complete Application

Tick the statement and click on Complete the Application Process.

8.

Popup warning appears. After reading it carefully, click on Tamam.

9.

To complete your application successfully, upload four required documents for online application and check out them from Download part. For Application form, click on Incoming Student Application Form. After checking out details carefully, sign this application form and get it signed by your contact person at your Home Institution.

Application Form	Application Date	Academic Year	Academic Term	Exchange Program	Mobility Type	Registration Type	Application Status
View Information	25.8.2021 11:43:23	2021-2022	Fall	Erasmus+ KA103	Incoming Student	Student Mobility	In Progress

Approval Status	Document Name	Description	Required	Upload	Download
Pending Approval	Application Form		Yes	Upload	Download
Pending Approval	Language Certificate		Yes	Upload	Download
Pending Approval	Passport		Yes	Upload	Download
Pending Approval	Transcript		Yes	Upload	Download